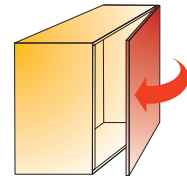
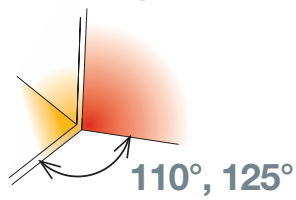


Glissando

For 110° and 125° hinges

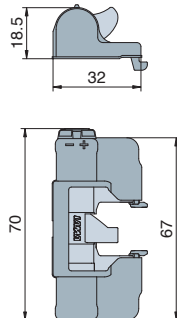
Add-on hinge soft closing system



Technical details

| Cup type | Hinge opening angle | Interaxis 45mm | Interaxis 48mm |
|--|---------------------|----------------|----------------|
| | | Item number | Item number |
| toolless | 110° | | |
| toolless | 125° | 951.0Z90.050 | 951.0X05.050 |
| <i>Glissando TL for extra light or extra heavy doors is available upon request</i> | | | |
| | 110° | 951.0V94.650 | 951.0V93.650 |
| | 125° | 951.0V99.650 | |

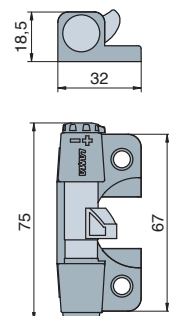
Glissando TL
 · ST plus 110, 125
 · ST 110
 · Basic 110



100 Pcs

Made of steel and plastic

Glissando BS
 · ST plus 110,125
 · ST 110
 · Basic 110



100 Pcs

Made of zinc and plastic

Legend of hinge cup symbols

- Screw-on ready
- Machine insertion ready
- Pre-mounted euro screws
- Pre-mounted chipboard screws